

# Prescription Monitoring Program Advisory Council State of Louisiana

January 9, 2019

## MINUTES

A meeting of the Louisiana Prescription Monitoring Program (PMP) Advisory Council scheduled to meet on Wednesday, January 9, 2019 at the office of the Louisiana Board of Pharmacy, 3388 Brentwood Drive in Baton Rouge, Louisiana 70809, convened at 1:00 p.m. to consider the following:

### **A G E N D A**

1. Call to Order
2. Quorum Call
3. Call for Additional Agenda Items & Adoption of Agenda
4. Consideration of Minutes from Prior Meeting – October 10, 2018
5. Opportunity for Public Comment
6. Review of Program Operation
7. Calendar Notes
8. Adjourn

**Advisory Council Representatives/Designees present:** Carl Aron (LABP) chaired the meeting. Also present were Drew Murray (HHW), Christine Peck (SHW), Vincent Culotta, Jr. (LSBME), Erin Conner (LABD), Lauren Bailey (LSMS), Lisa Bayhi (LANP), Julie Breithaupt (LPA), Bud Courson (LAMP), Maj. Bob Brown (LSP), Col. Peter Tufaro (LASA), Ann Burstall (DHH), Nick Cahanin (NACDS), Warren Rivera (LSBME), and Russell Caffery (LIPA).

**Others present:** Joe Fontenot, Carlos Finalet, Lindsey Schultz, Danielle Hartzog, Nerissa Montgomery (all LABP), Crystal Carter (LPA), Ty Marchand (HHW), Maria Bowen (LSMS), Jill Eldridge (SHW), Jeff Gaude (NACDS), and Jan Takewell (Quality Insights/ eqHealth Solution).

### **Call for Additional Agenda Items & Adoption of Agenda**

No additional agenda items introduced, agenda adopted.

### **Consideration of Minutes from the October 10, 2018 Meeting**

Minutes were approved by consensus with no corrections.

### **Opportunity for Public Comment**

No public comments.

### **Review of Program Operation**

Mr. Fontenot, Assistant Executive Director, informed the Advisory Council that a new contract with our current software vendor, Appriss Health, was approved for another five years of service. Furthermore, Mr. Fontenot explained the following enhancements included in the new contract: automatic registration process for pharmacists and medical interns, clinical alerts, advanced analytics, prescriber report cards, and mandatory use compliance. President Aaron asked if the clinical alerts enhancement would provide the same or similar information to the service proposed by FraudRx Alert at the last meeting. The council discussed the matter and due to the clinical alerts enhancement included in the new contract, no one was in favor of providing FraudRx Alert third-party access to the program's data.

Mr. Fontenot provided an update on the grant awarded to the program, letting the council know that we entered an inter-agency contract with Louisiana Department of Health (LDH) for thirty one (31) months of statewide use of Gateway and NarxCare services at no cost for all prescribers and dispensers.

Mr. Fontenot informed the council of Legislative Proposal 2019-C ~ Access to PMP. Maj. Bob Brown motioned to approve the proposal as it is written. Dr. Vincent Culotta, Jr. seconded the motion. **(Attachment 1)**

Mr. Joe Fontenot presented statistical information regarding the program to the council. **(Attachment 2)**

### **Access to PMP Information by Chiropractors – Charles R. Herring, D.C., Baton Rouge**

Mr. Malcolm Broussard announced that the topic of access to PMP Information by chiropractors has been postponed until the April 2019 meeting.

**PMP Advisory Council Meeting Minutes**

January 9, 2019

Page 2

---

**Calendar Notes**

The tentative meeting dates for 2019 were announced: April 10, July 10, and October 9.

**Adjournment**

With no business remaining, the Council adjourned at 2:00 p.m.

*I certify that the foregoing are true and accurate minutes.*

---

Malcolm J. Broussard  
Executive Director  
Louisiana Board of Pharmacy

*Prepared by: Lindsey Schultz, Administrative Assistant, Louisiana Board of Pharmacy*

# ATTACHMENT 1

Legislative Proposal 2019-C ~ Access to PMP

Draft #1

1 HLS 19-  
2 Regular Session, 2019  
3 House Bill No. \_\_\_\_\_  
4 By Representative

5

6 CONTROLLED SUBSTANCES: Authorizes prescription monitoring program connection to  
7 similar programs in federal jurisdictions and to electronic health record systems.

8

9 AN ACT

10

11 To amend and reenact R.S. 40:1007, relative to access to prescription monitoring information  
12 and audit trail information.

13 Be it enacted by the Legislature of Louisiana:

14 Section 1. R.S. 40:1007 is hereby amended and reenacted to read as follows:

15 §1007. Access to prescription monitoring information and audit trail information

16

\*

\*

\*

17

G. The board may provide prescription monitoring information in response to  
18 queries from prescription monitoring programs, electronic health information  
19 systems and pharmacy information systems located in other states and federal  
20 jurisdictions, through its participation in a secure interstate data exchange  
21 system, and the information may be used by those programs in a manner  
22 consistent with this Section.

23

\*

\*

\*

24



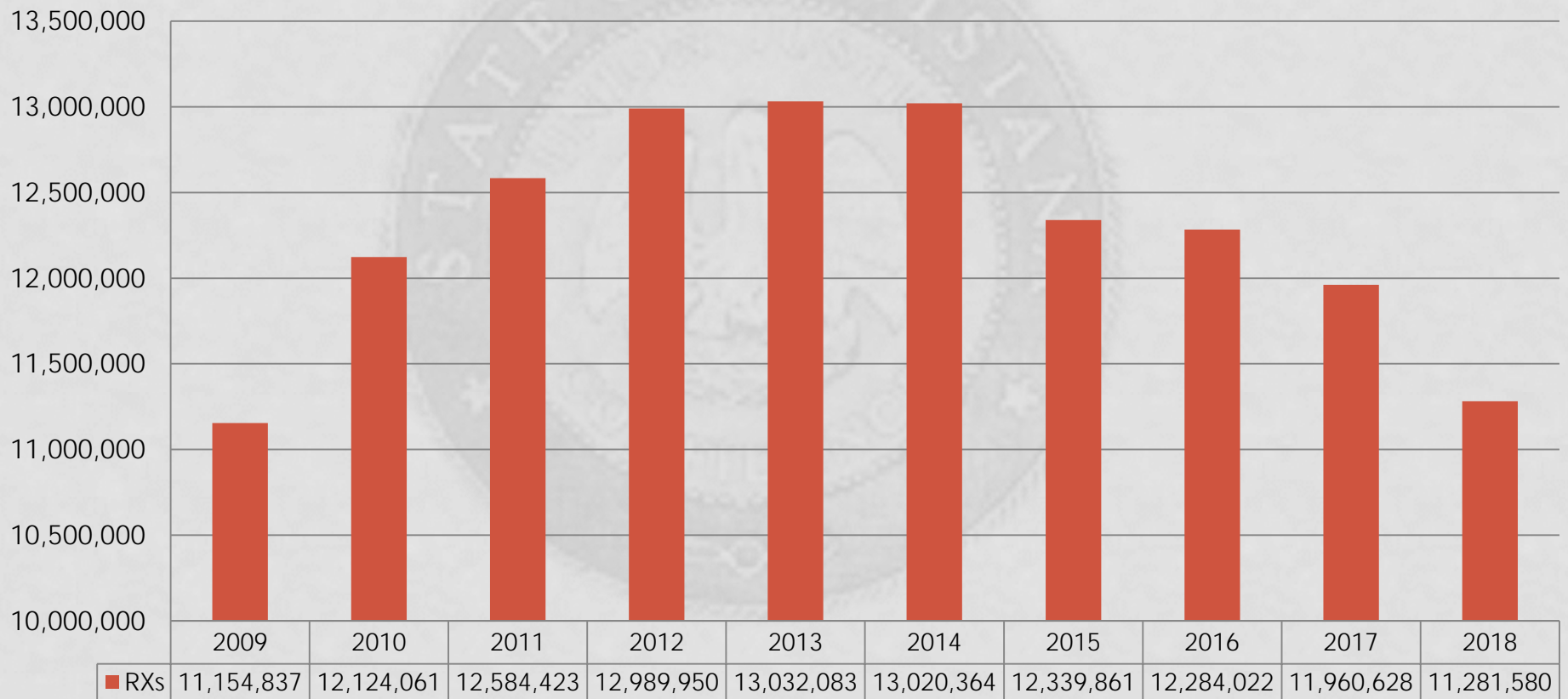
LOUISIANA  
BOARD *of*  
PHARMACY

# PRESCRIPTION MONITORING PROGRAM (PMP)

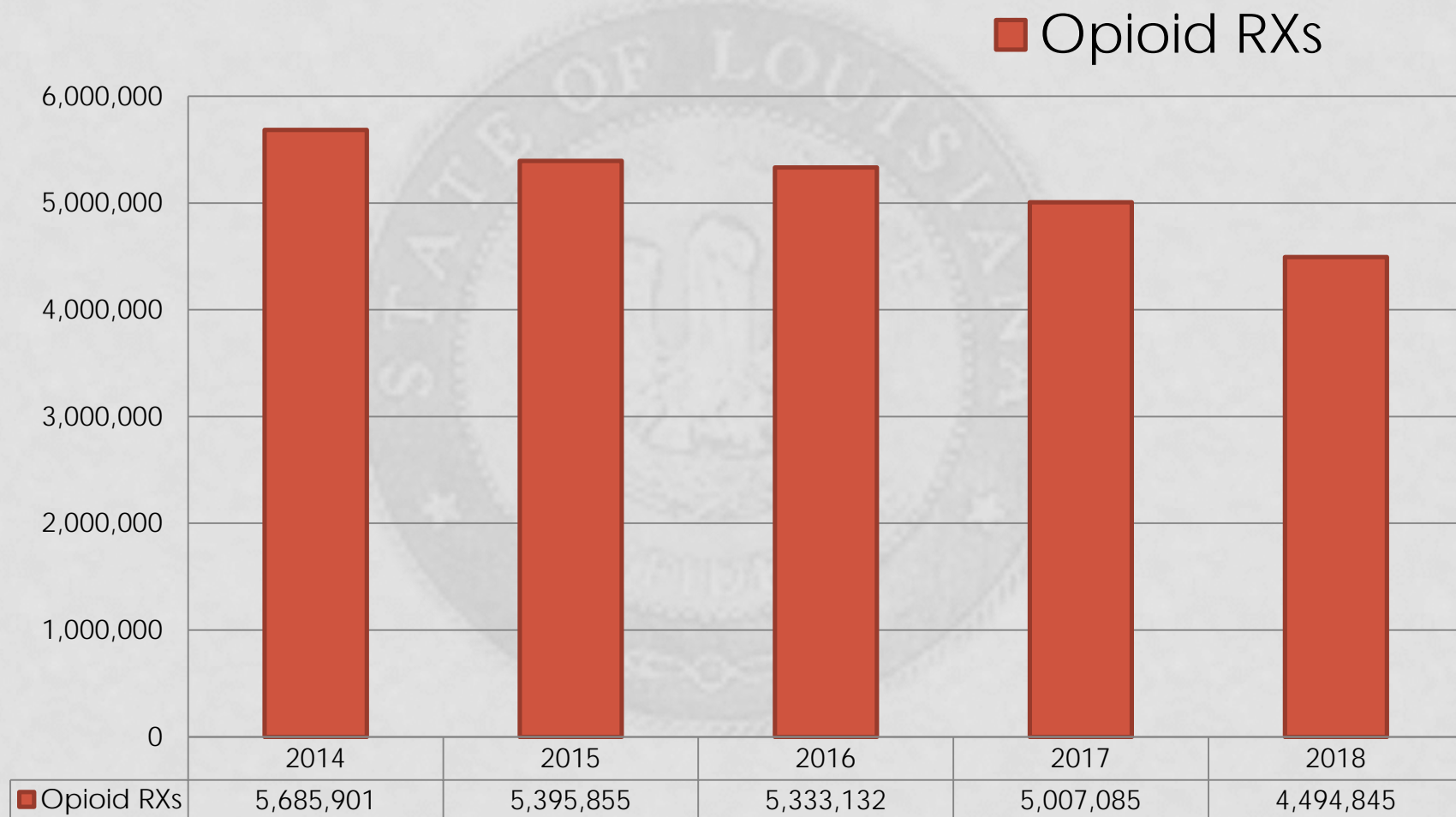
PMP ADVISORY COUNCIL – JANUARY 9, 2019

# NUMBER OF ELIGIBLE PRESCRIPTION TRANSACTIONS REPORTED TO THE PMP

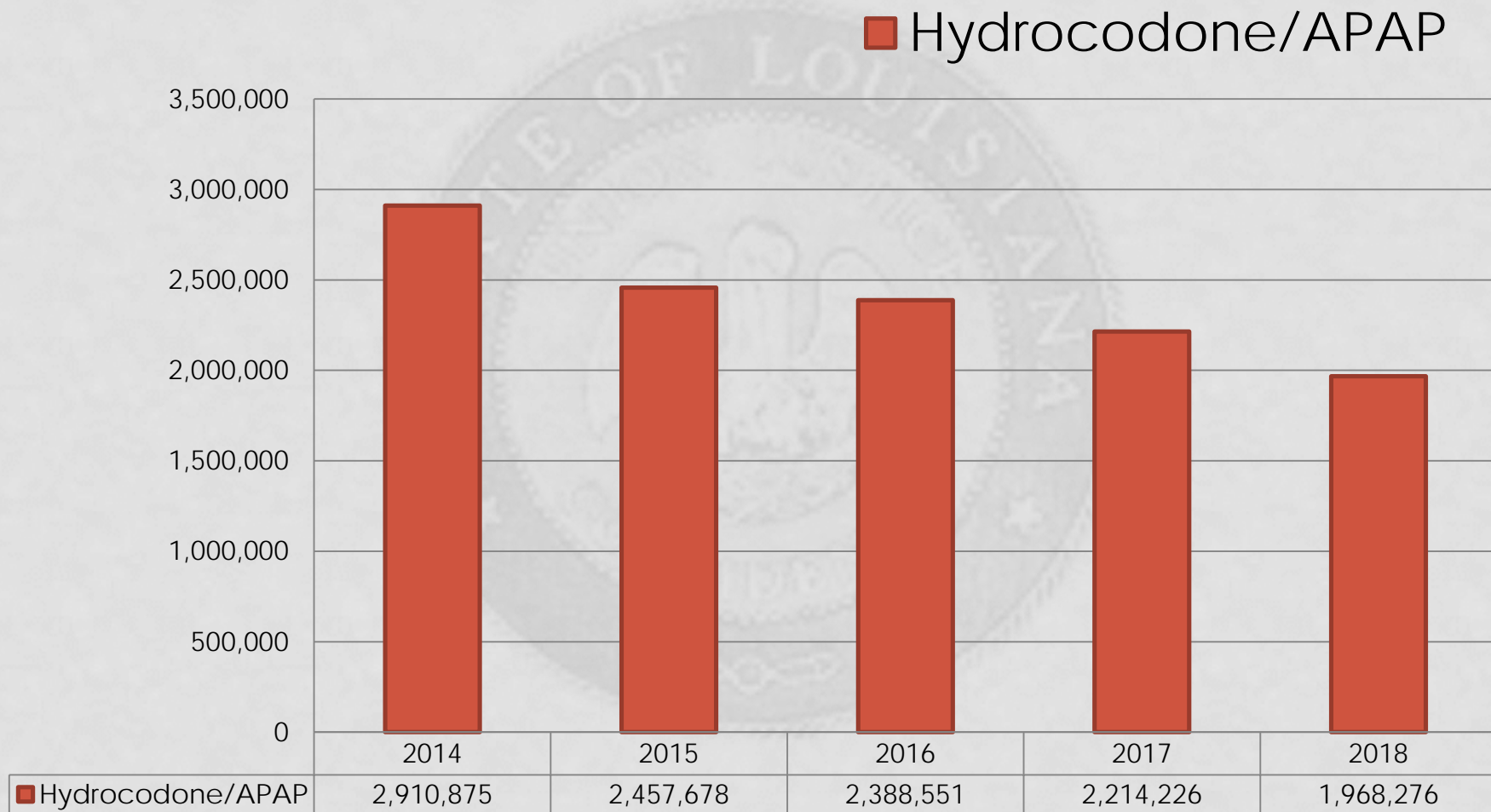
Total Reported: 128,791,740  
(06/01/2008 through 12/31/2018)



# OPIOID PRESCRIPTION TREND



# OPIOID PRESCRIPTION TREND



## PMP User Stats for 2018Q4 (10/01/2018 - 12/31/2018)

PMP Role Title - Healthcare Provider	Number of Providers <u>Eligible</u> for PMP Access (as of 12/31/2018)	Number of Providers with PMP <u>Active</u> Access Privileges (as of 12/31/2018)	Number of PMP Requests by Providers through <u>AWARxE™</u> During 2018Q4	Number of PMP Requests by Providers through <u>GATEWAY™</u> During 2018Q4
Physician (MD, DO)	13,000	8,605	357,078	1,004,827
Nurse Practitioner (APRN)	3,226	2,473	79,753	55,883
Dentist (DDS)	2,225	1,509	5,133	0
Physician Assistant (PA)	880	624	19,766	6,526
Optometrist (OD)	360	148	11	0
Podiatrist (DPM)	161	109	247	0
Medical Psychologist (MP)	89	83	5,259	0
Medical Intern/Resident	1,076	937	1,882	0
Prescriber's Delegate	NA	2,127	195,273	NA
Pharmacist (PST)	9,069	4,156	297,752	351,896
Pharmacist's Delegate	NA	812	34,072	NA
Totals	30,086	21,583	996,226	1,419,132

## PMP User Stats for 2018Q3 (07/01/2018 - 09/30/2018)

PMP Role Title - Healthcare Provider	Number of Providers <u>Eligible</u> for PMP Access (as of 09/30/2018)	Number of Providers with PMP <u>Active</u> Access Privileges (as of 09/30/2018)	Number of PMP Requests by Providers through <u>AWARxE™</u> During 2018Q3	Number of PMP Requests by Providers through <u>GATEWAY™</u> During 2018Q3
Physician (MD, DO)	12,868	8,307	370,766	917,800
Nurse Practitioner (APRN)	3,119	2,342	84,937	51,157
Dentist (DDS)	2,200	1,481	7,098	0
Physician Assistant (PA)	833	564	18,603	2,987
Optometrist (OD)	365	133	11	0
Podiatrist (DPM)	160	107	224	0
Medical Psychologist (MP)	92	82	5,097	0
Medical Intern/Resident	711	626	1,211	0
Prescriber's Delegate	NA	2,040	201,880	NA
Pharmacist (PST)	9,028	4,154	351,536	293,148
Pharmacist's Delegate	NA	776	33,610	NA
Totals	29,376	20,612	1,074,973	1,265,092



PMP User Stats for 2018Q2 (04/01/2018 - 06/30/2018)				
PMP Role Title - Healthcare Provider	Number of Providers <u>Eligible</u> for PMP Access (as of 06/30/2018)	Number of Providers with PMP <u>Active</u> Access Privileges (as of 06/30/2018)	Number of PMP Requests by Providers through <u>AWARxE™</u> During 2018Q2	Number of PMP Requests by Providers through <u>GATEWAY™</u> During 2018Q2
Physician (MD, DO)	12,827	7,419	340,161	820,620
Nurse Practitioner (APRN)	2,980	2,115	71,444	2,053
Dentist (DDS)	2,178	1,343	4,883	0
Physician Assistant (PA)	783	477	14,248	518
Optometrist (OD)	349	98	13	0
Podiatrist (DPM)	158	93	149	0
Medical Psychologist (MP)	91	76	4,851	0
Medical Intern/Resident	318	209	257	0
Prescriber's Delegate	NA	1,960	203,368	NA
Pharmacist (PST)	8,780	4,042	343,364	36,804
Pharmacist's Delegate	NA	725	37,132	NA
Totals	28,464	18,557	1,019,870	859,995

PMP User Stats for 2018Q1 (01/01/2018 - 03/31/2018)				
PMP Role Title - Healthcare Provider	Number of Providers <u>Eligible</u> for PMP Access (as of 03/31/2018)	Number of Providers with PMP <u>Active</u> Access Privileges (as of 03/31/2018)	Number of PMP Requests by Providers through <u>AWARxE™</u> During 2018Q1	Number of PMP Requests by Providers through <u>GATEWAY™</u> During 2018Q1
Physician (MD, DO)	12,631	7,000	325,024	800,059
Nurse Practitioner (APRN)	2,870	2,003	64,249	756
Dentist (DDS)	2,141	1,298	4,544	0
Physician Assistant (PA)	745	400	12,825	404
Optometrist (OD)	347	44	0	0
Podiatrist (DPM)	157	87	259	0
Medical Psychologist (MP)	92	72	4,579	0
Medical Intern/Resident	6	4	4	0
Prescriber's Delegate	NA	1,857	192,580	NA
Pharmacist (PST)	8,681	3,996	297,252	38,276
Pharmacist's Delegate	NA	674	35,719	NA
Totals	27,670	17,435	937,035	839,495

# Interstate Data Sharing CY 2018– Louisiana User Requests to other States



## PMPi SEARCH REPONSES by Disclosing State

Your state's search requests by disclosing state and response type.  
Map colored by number of search responses from the disclosing state.  
A search response is defined as a return transaction that was generated due to a search request.



Year

2018

Month

(All)

Date

(None)



Disclosure Successful?

True

Role Groupings

(All)

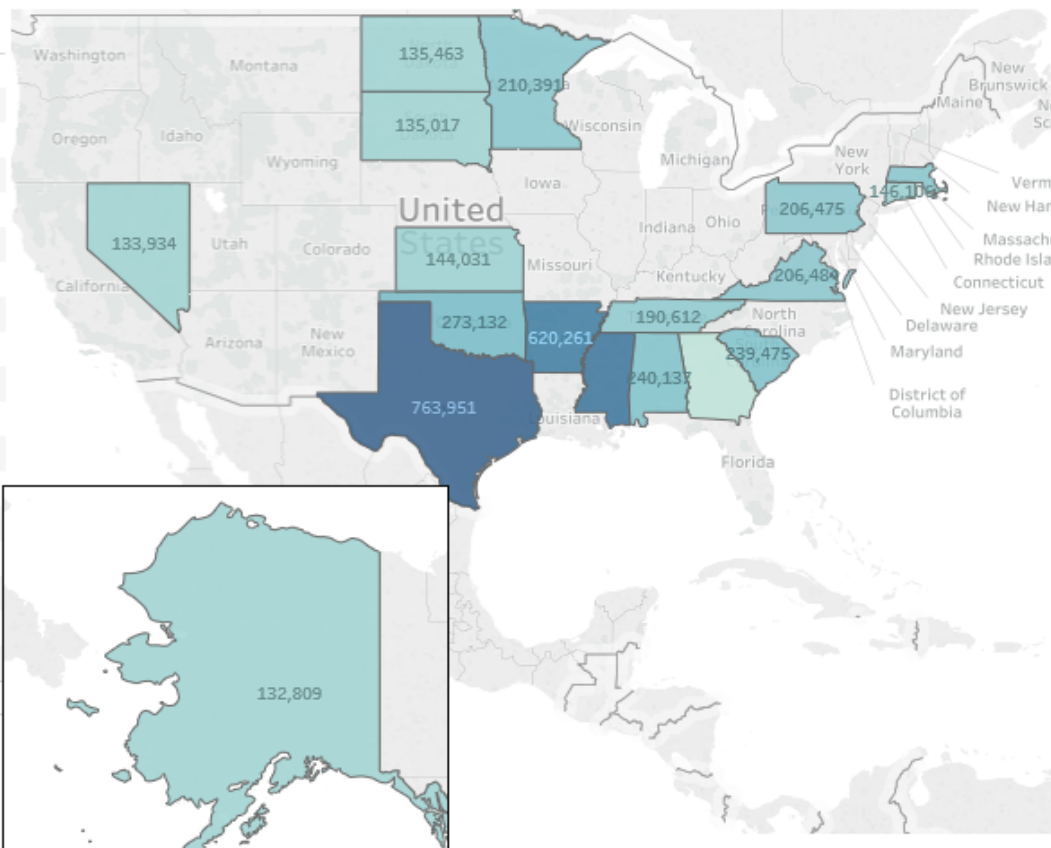
User Role

(All)

Response Type

(Multiple values)

	Provided Data	Provided No Data
Alabama	1,690	238,447
Alaska	87	132,722
Arkansas	6,668	613,593
Connecticut	96	146,010
Georgia	224	31,950
Kansas	260	143,771
Massachusetts	241	215,615
Minnesota	138	210,253
Mississippi	36,426	619,876
Nevada	199	133,735
North Dakota	49	135,414
Oklahoma	839	272,293
Pennsylvania	693	205,782
South Carolina	429	239,046
South Dakota	53	134,964
Tennessee	1,128	189,484
Texas	23,757	740,194
Virginia	904	205,580
Grand Total	73,881	4,608,729



# Interstate Data Sharing CY 2018– Requests from other States

## PMPi DISCLOSURES by Searching State

Your state's disclosures by searching state and response type.

Map colored by number of disclosures from the searching state.

A disclosure is a system responses that return information related to PHI data from a PDMP system. This includes responses that contain patient records as well as those that indicate no records found.



Year

2018

Month

(All)

Date

(None)



Disclosure Successful?

True

Role Groupings

(All)

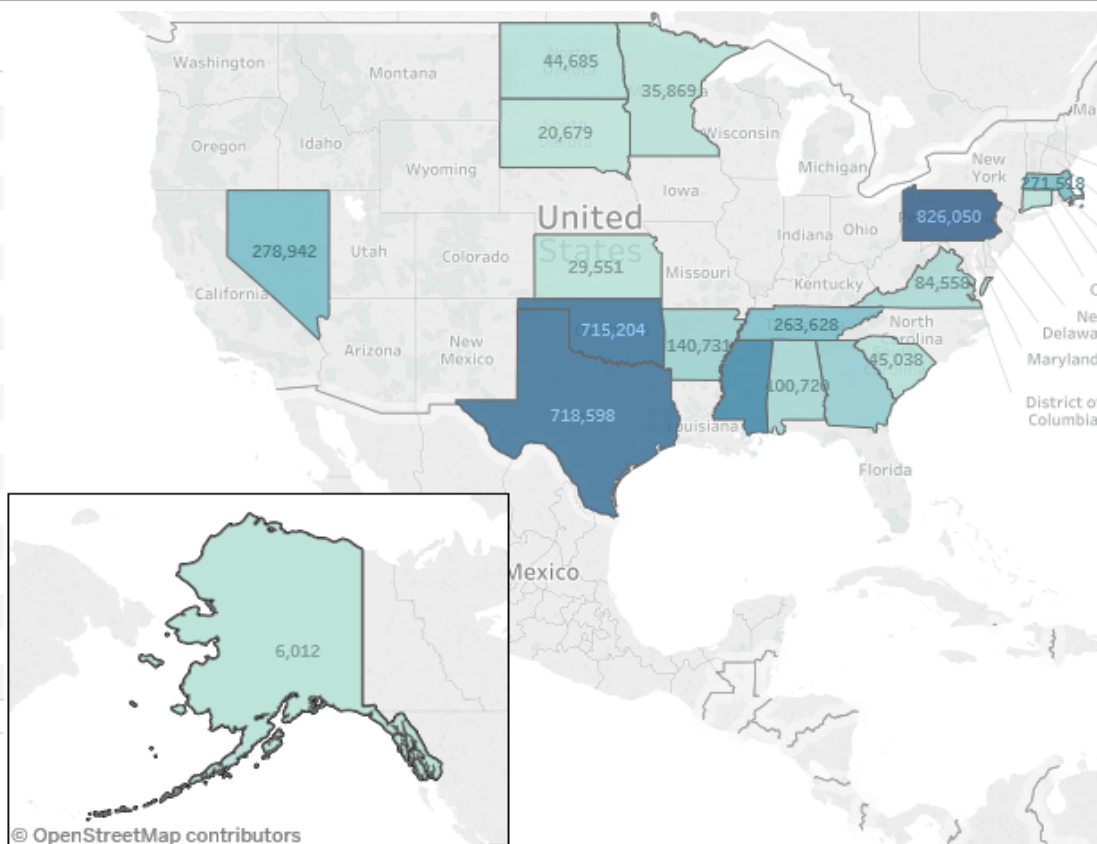
User Role

(All)

Response Type

(Multiple values)

	Provided Data	Provided No Data
Alabama	1,265	99,455
Alaska	15	5,997
Arkansas	8,320	132,411
Connecticut	124	34,383
Georgia	501	175,906
Kansas	284	29,267
Massachusetts	326	271,192
Minnesota	96	35,773
Mississippi	23,909	575,074
Nevada	458	278,484
North Dakota	85	44,600
Oklahoma	1,499	713,705
Pennsylvania	970	825,080
South Carolina	249	44,789
South Dakota	29	20,650
Tennessee	1,169	262,459
Texas	17,709	700,889
Virginia	675	83,883
Grand Total	57,683	4,333,997



## In-State Requests through Gateway 2018Q4

### Disclosing State: Louisiana PDMP Integration Request/Responses by Licensee

Licensee	October 2018	November 2018	December 2018
A-1 Hammond Pharmacy		155	593
Bordelon's Pharmacy	97	104	
Broadmoor Drug Center			77
Drs Louapre Kokemor Sarrat and Braedt, LLC.	540	413	291
Dupre Medical Clinic	37	114	79
Franciscan Missionaries of our Lady Health S..			15,260
Hollier's Family Pharmacy		5,523	11,668
Houma Health Clinic	100	355	264
Kroger	9,997	9,406	9,833
Lafayette General Hospital	64,308	64,822	66,454
Medical Pharmacy (PioneerRx)	169	612	291
Medicine Shoppe #1198	1,801	1,095	581
Mind and Body Connections LLC	73	65	81
Ochsner Health System	301,352	282,091	265,411
Perkins Dental Care		23	17
Southern Pain and Neurological	2,165	1,935	1,974
Walmart Pharmacy	100,854	100,035	98,908
Yapha Physicians Services, LLC	22	25	11
<b>Total</b>	<b>481,515</b>	<b>466,773</b>	<b>471,793</b>

Originating State

Louisiana ▼

Role Group

(All) ▼

Request Type

(Multiple values) ▼

Response Type

(All) ▼

# In-State and Out-of-State Requests Through Gateway

Disclosing State: Louisiana

PDMP Integration Request/Responses by Licensee

Originating State

(All) ▼

Role Group

(All) ▼

Request Type

(Multiple values) ▼

Response Type

(All) ▼

Licensee	October 2018	November 2018	December 2018
Access Family Health Services, Inc. (PastRx)	872	4,587	4,211
Advanced Neuroscience Clinic	372	1,816	1,823
Bordelon's Pharmacy	97	104	
Broadmoor Drug Center			77
Children's Hospital of Philadelphia (PA State..		48,860	131,793
Coastal Bend Pain Management	92	646	828
Drs Louapre Kokemor Sarrat and Braedt, LLC.	540	413	291
Dupre Medical Clinic	37	114	79
Franciscan Missionaries of our Lady Health S..			15,260
Hattiesburg Clinic, P.A.	27,813	27,669	25,819
Heart of Texas Community Health Center (TX,..	487	636	722
Hollier's Family Pharmacy		5,523	11,668
Houma Health Clinic	100	355	264
Kroger	345,304	338,145	338,790
Lafayette General Hospital	64,308	64,822	66,454
Medical Pharmacy (PioneerRx)	169	612	291
Medicine Shoppe #1198	1,801	1,095	581
Mind and Body Connections LLC	73	65	81
Ochsner Health System	301,697	282,437	265,768
Perkins Dental Care		23	17
Pierre Physician Group	144	976	684
Singing River Health System	2,251	2,714	2,738
Southern Pain and Neurological	2,165	1,935	1,974
Superior Health Care Centre (PastRx)	224	1,049	953
Texas Health Resources	96	14,847	17,887
The Family Practice Clinic/After Hours Clinic ..	2,032	11,832	12,362
Walmart Pharmacy	632,952	630,689	621,137
Yapha Physicians Services, LLC	22	25	11
<b>Total</b>	<b>1,383,648</b>	<b>1,442,144</b>	<b>1,523,156</b>

# Top Ranking CDS for 2018 by the Number of Prescriptions, by Label Name



Prescriptions  
**11,281,580**

Opioids  
**39.85%**

Non-Opioids  
**60.15%**



Quick Filters:

Year

Month



Drug Schedule

Drug Class (AHFS)



EACH (TABLETS, KITS, ETC.)  
93.10%

MILLILITERS (LIQUIDS)  
6.02%

GRAMS (SOLIDS)  
0.84%

UNSPECIFIED  
0.03%

Measure

Listing by Drug Label Name (#)

Drug Label Name	Drug AHFS Class Desc	Prescriptions (#)
HYDROCODONE-ACETAMINOPHEN 10-325 MG TABLET	OPIATE AGONISTS	927,446
TRAMADOL HCL 50 MG TABLET	OPIATE AGONISTS	846,016
HYDROCODONE-ACETAMINOPHEN 5-325 MG TABLET	OPIATE AGONISTS	510,580
HYDROCODONE-ACETAMINOPHEN 7.5-325 MG TABLET	OPIATE AGONISTS	485,527
ZOLPIDEM TARTRATE 10 MG TABLET	ANXIOLYTICS, SEDATIVES, AND HYPNOTICS, MISC	465,616
ALPRAZOLAM 0.5 MG TABLET	BENZODIAZEPINES (ANXIOLYTIC, SEDATIV/HYP)	416,551
ALPRAZOLAM 1 MG TABLET	BENZODIAZEPINES (ANXIOLYTIC, SEDATIV/HYP)	302,318
CLONAZEPAM 0.5 MG TABLET	BENZODIAZEPINES (ANTICONVULSANTS)	274,200
CLONAZEPAM 1 MG TABLET	BENZODIAZEPINES (ANTICONVULSANTS)	270,347
OXYCODONE-ACETAMINOPHEN 10-325 MG TAB	OPIATE AGONISTS	250,261

# Top Ranking CDS for 2018 by the Number of Doses, by Label Name



Prescriptions  
11,281,580

Opioids  
39.85%

Non-Opioids  
60.15%



Quick Filters:

Year: 2018  
Month: (All)



Drug Schedule: (All)  
Drug Class (AHFS): (All)



EACH (TABLETS, KITS, ETC.)  
85.81%

MILLILITERS (LIQUIDS)  
13.63%

GRAMS (SOLIDS)  
0.54%

UNSPECIFIED  
0.02%

Measure  
Quantity (#)

Listing by Drug Label Name (#)

Drug Label Name	Drug AHFS Class Desc	Quantity (#)
HYDROCODONE-ACETAMINOPHEN 10-325 MG TABLET	OPIATE AGONISTS	66,018,381
TRAMADOL HCL 50 MG TABLET	OPIATE AGONISTS	51,056,535
ALPRAZOLAM 0.5 MG TABLET	BENZODIAZEPINES (ANXIOLYTIC,SEDATIV/HYP)	21,840,916
OXYCODONE-ACETAMINOPHEN 10-325 MG TAB	OPIATE AGONISTS	19,707,349
HYDROCODONE-ACETAMINOPHEN 7.5-325 MG TABLET	OPIATE AGONISTS	19,469,091
ALPRAZOLAM 1 MG TABLET	BENZODIAZEPINES (ANXIOLYTIC,SEDATIV/HYP)	18,771,023
PROMETHAZINE-CODEINE SYRUP	ANTITUSSIVES	15,331,666
CLONAZEPAM 1 MG TABLET	BENZODIAZEPINES (ANTICONVULSANTS)	15,123,707
ZOLPIDEM TARTRATE 10 MG TABLET	ANXIOLYTICS,SEDATIVES,AND HYPNOTICS,MISC	14,846,182
HYDROCODONE-ACETAMINOPHEN 5-325 MG TABLET	OPIATE AGONISTS	14,462,331



# LAW ENFORCEMENT REQUESTS

Total Number of Law Enforcement  
Requests Processed: 10,093  
01/01/2009 through 12/31/2018

